



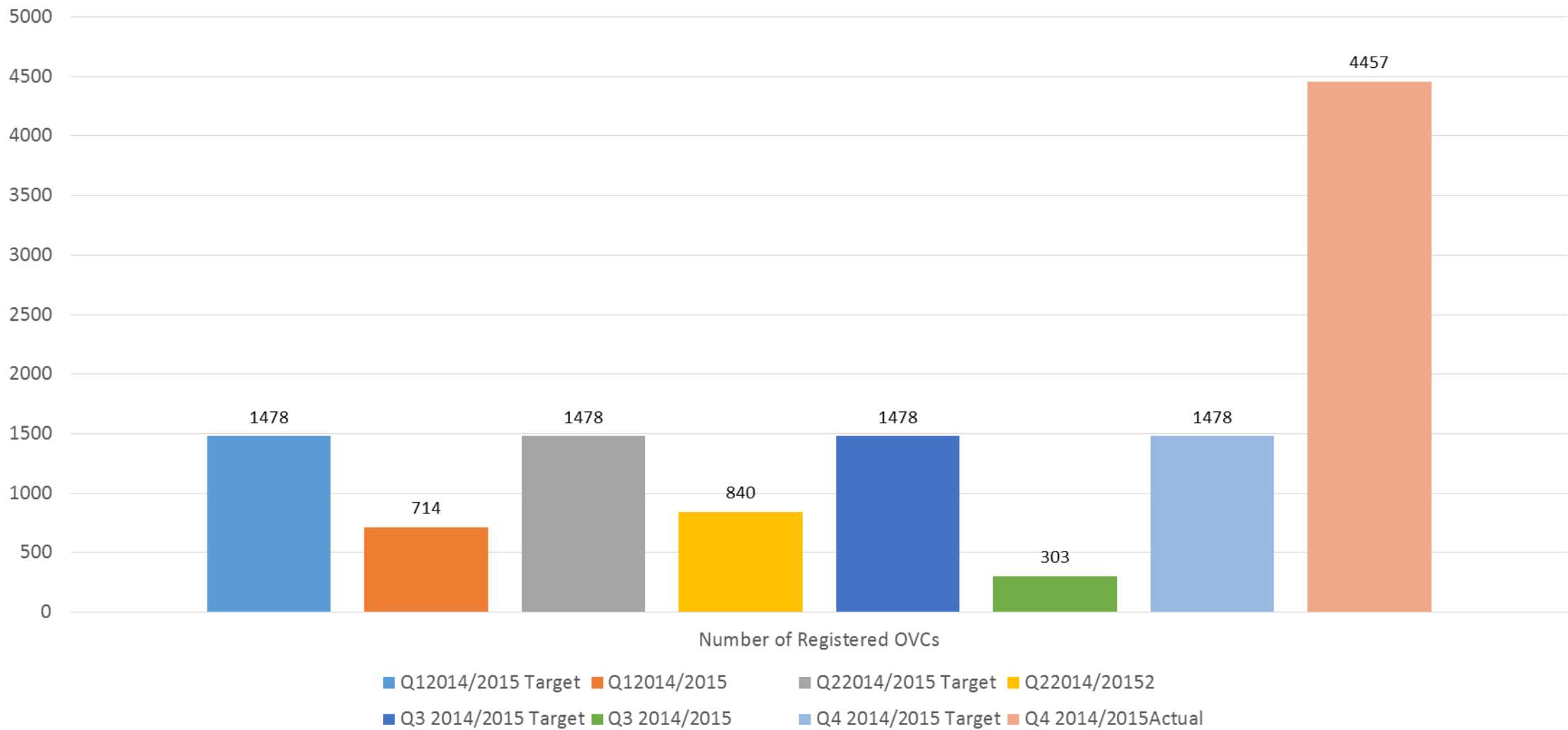
**ILembe District Presentation
Quarter 4 - 2014/2015
to the KZN PCA meeting
5 August 2015**

Presented by Cllr S.W. Mdabe
Mayor of ILembe District Municipality

Intervention Area: Orphans and Vulnerable Children

Indicator	Quarter 4 2013/14 Target	Data for Quarter 4 2013/14	Quarter 1 2014/15 Target	Data for Quarter 1 2014/15	Quarter 2 2014/15 Target	Data for Quarter 2 2014/15	Quarter 3 2014/15 Target	Data for Quarter 3 2014/2015	Quarter 4 2014/15 Target	Data for Quarter 4 2014/2015
Number of newly registered OVC	5300	5911	1478	714	1478	840	1478	303	1487	4457

Intervention Area: Newly registered Orphans and Vulnerable Children



Achievements

- Annual target was exceeded by : 6314
- Quarter 4 target was exceeded.
- 102 Child and Youth Care workers were recruited at the end of third quarter from ward 05 in Maphumulo, ward 25 Kwa-Dukuza , ward 06 Mandeni, ward 18 and 13 at Ndwedwe.
- As at the end of the financial year , ILembe had 216 Child and Youth Care workers and 174 community care givers under Department of Social Development.

Challenges

- Insufficient Child and youth care workers and Community Care Givers i.e. – not all wards are covered.
- Drop out of Child and Youth Care Workers on training.

ACTION PLAN

- To fill the gaps of drop-out. Currently , the department is in the process of appointing 34 new CYCWs.

Intervention Area: Orphans and Vulnerable Children receiving care and support

Indicator	Quarter 4 2013/14 Target	Data for Quarter 4 2013/14	Quarter 1 2014/15 Target	Data for Quarter 1 2014/15	Quarter 2 2014/15 Target	Data for Quarter 2 2014/15	Quarter 3 2014/15 Target	Data for Quarter 3 2014/15	Quarter 4 2014/15 Target	Data for Quarter 4 2014/2015
Number of registered OVC receiving care and support	1896	7646	1912	1131	1912	1661	1912	865	1912	1584 existing OVC`s 4457 newly identified OVC`s total 6041

ACHIEVEMENTS

- Annual target and fourth quarter target were over achieved
- DSD had three function safe parks at (2)Maphumulo and (1) Kwa-Dukuza
- Department of Social Development in partnership with German Bank are in the process of building a 5 million structure at Ndwedwe for supporting orphans and vulnerable children
- 25 Community based care centres were funded by DSD to support OVCs
- OVCs received psycho-social support services ,school uniforms, stimulation programmes, feeding scheme, foster care placement

Continue

- Food parcels from HCBC organisations and DSD

CHALLENGES

Safe park was not built at Ndwedwe because of land issues

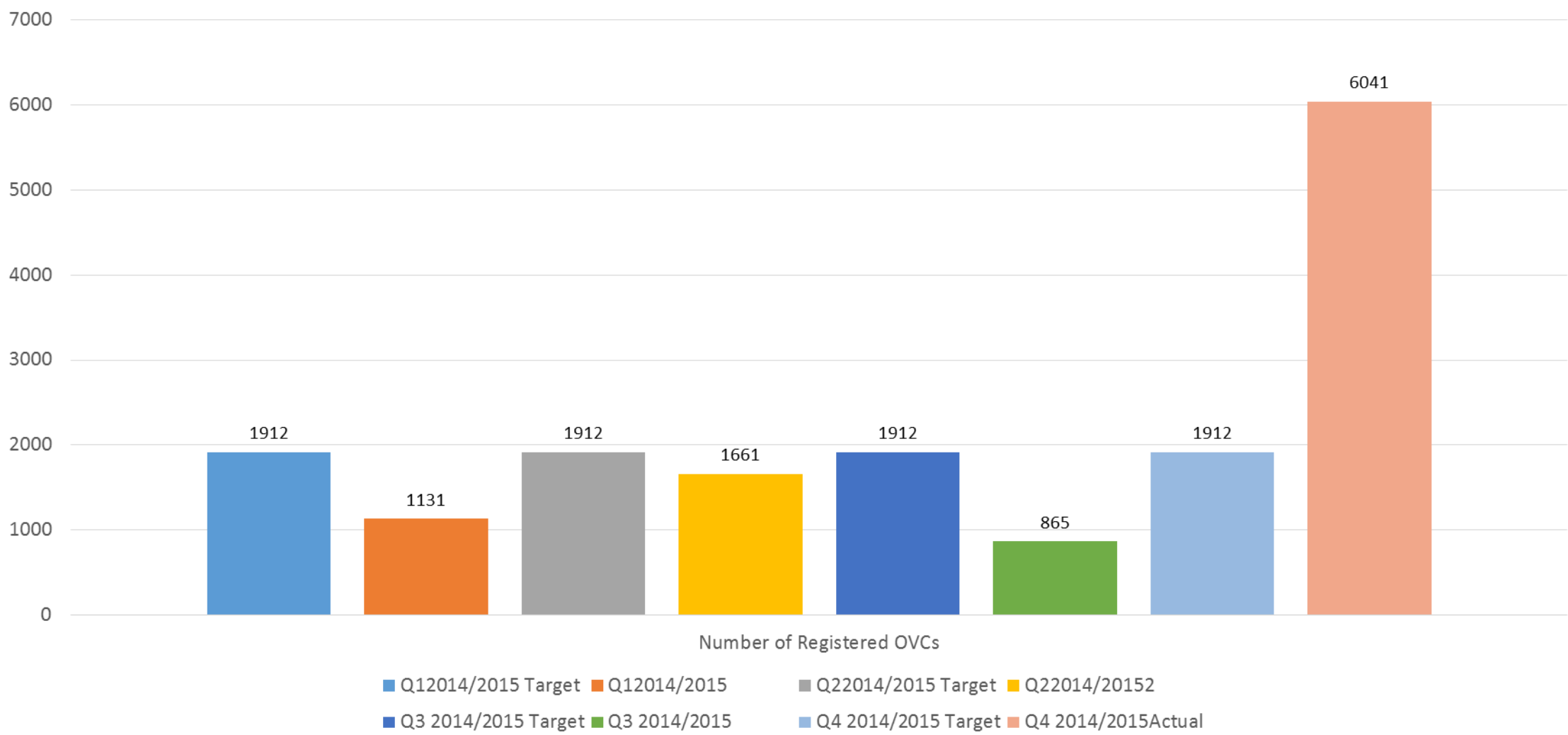
Home Community Care Centers were unable to cover all wards based

ACTION PLAN

To liaise with Ingonyama Trust to fast track the process for authorization of land

To request more budget under HIV/AIDS Coordination

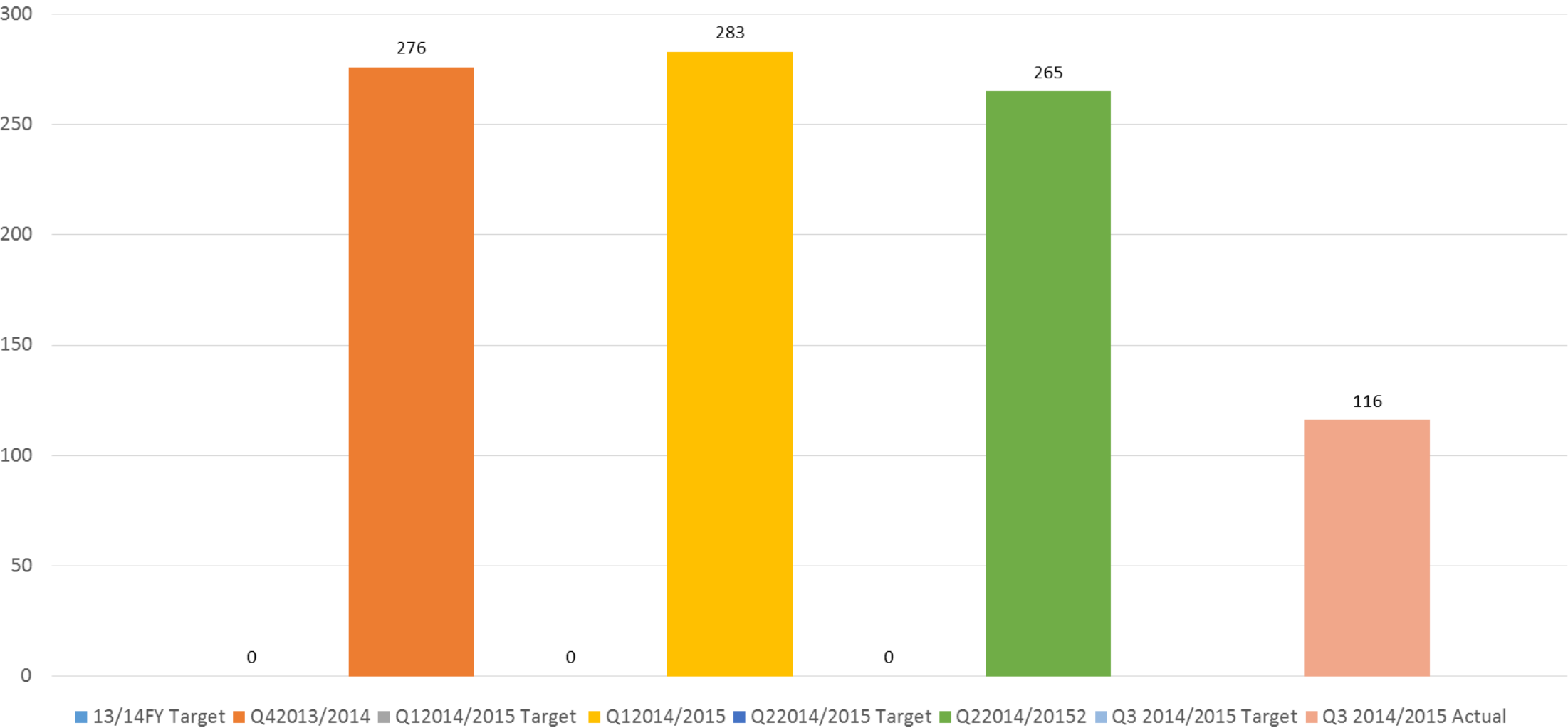
Intervention Area: Orphans and Vulnerable Children receiving care and support



Intervention Area: Life skills

Indicator	Quarter 4 2013/14 Target	Data for Quarter 4 2013/14	Quarter 1 2014/15 Target	Data for Quarter 1 2014/15	Quarter 2 2014/15 Target	Data for Quarter 2 2014/15	Quarter 3 2014/15 Target	Data for Quarter 3 2014/15	Quarter 4 2014/15 Target	Data for Quarter 4 2014/15
Number of new learner pregnancies in the quarter	0	276	0	283	0	265	0	116	0	265

Intervention Area: Life Skills



Achievements

- Programmes that were conducted during this reporting quarter:
 - ✓ Girls summit -102 girls attended - social ills programme
 - ✓ Democracy week - 20 schools attended ,
 - ✓ National Identity Programme launched by the HOD of Department of Education at Mbekamuzi , 10 000 learners were reached.
 - ✓ Ghandi Speech contest-15 schools from all the Local Municipalities- rural schools were targeted, 200 learners were reached
 - ✓ Human Rights day- Hosted by M.L Sultan School and 1000 learners were reached.
 - ✓ BP Sunday Scouts Social ills training at Kranskop High - 200 learners were reached.
 - ✓ Graduation of 85 educators to mentor the District learners on social ills
 - ✓ Girl talks programme targeting Grade 8 & 9 (social ills in general)
 - ✓ Boy talk programme targeting grade 8 & 9 (social ills in general)
 - ✓ Preparations are at advance stages for Project Baby at Thukela High School in Mandeni. This schools recorded highest number of learners pregnancies in Q3.
 - ✓ Soul Buddies
 - ✓ Inspire programme
 - ✓ GEMBEM programmes
 - ✓ Peer EDUCATION
 - ✓ Valued Citizens Programme

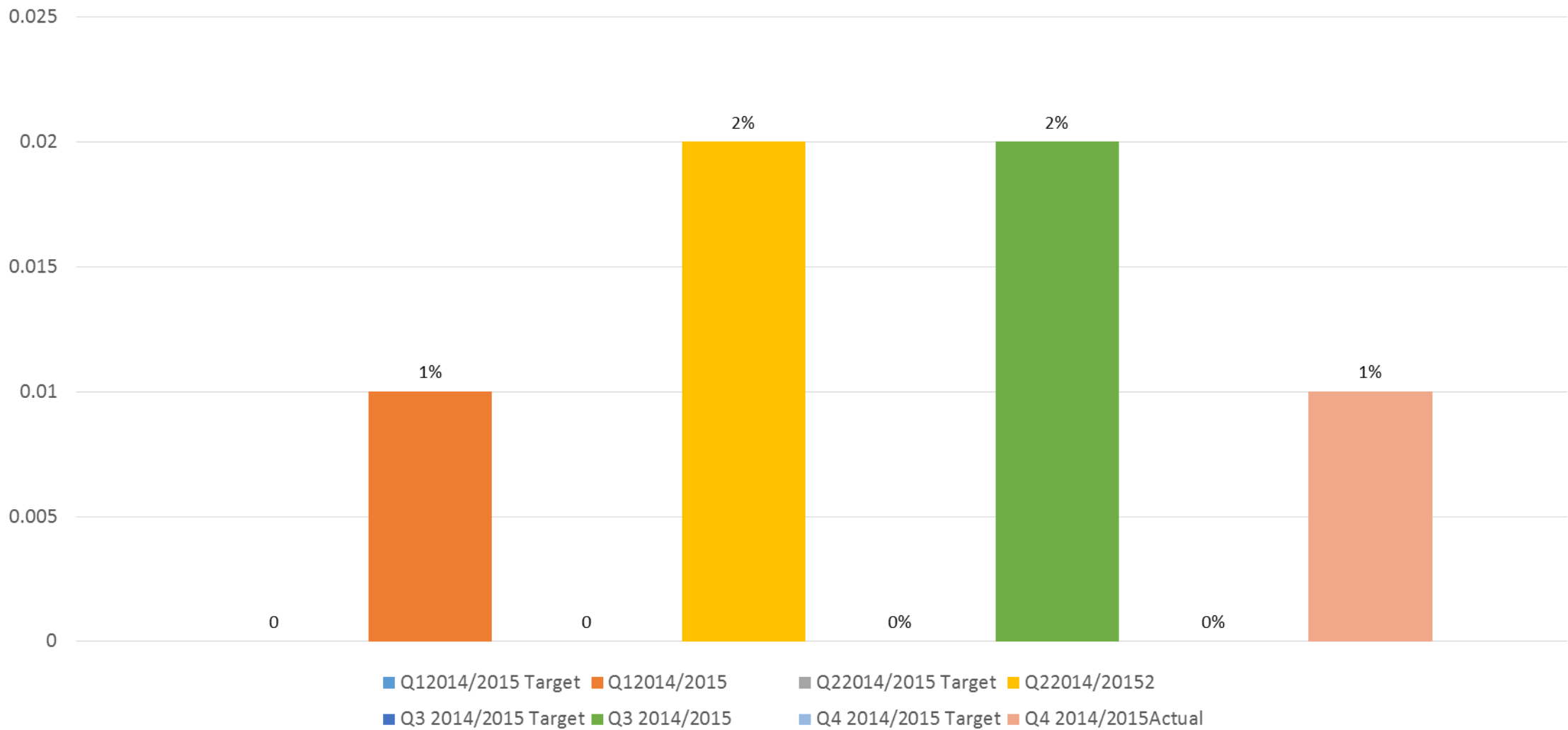
Challenges

- Lack of Human Resources
- Lack of Finances / Budgetary Constraints
- Labour Instability

Intervention Area: PMTCT

Indicator	Quarter 4 2013/14 Target	Data for Quarter 4 2013/14	Quarter 1 2014/15 Target	Data for Quarter 1 2014/15	Quarter 2 2014/15 Target	Data for Quarter 2 2014/15	Quarter 3 2014/15 Target	Data for Q3 2014/1 5	Quarte r 4 2014/1 5 Target	Data for Q4 2014/1 5
Baby PCR tested positive around 6 weeks rate	0	1%	0	1%	0	2%	0	2%	0	1%

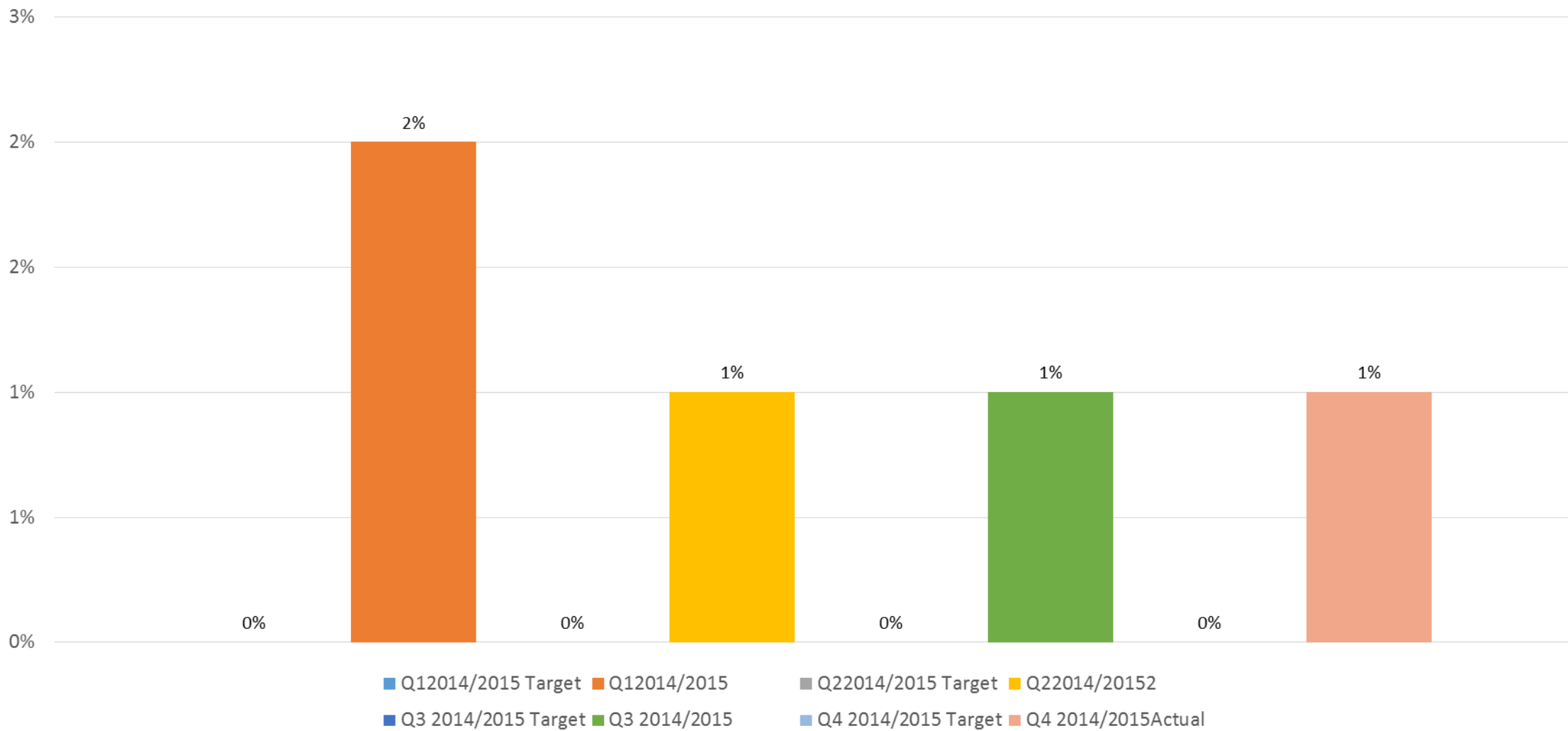
Intervention Area: Baby PCR tested positive around 6 weeks rate



Intervention Area: PMTCT

Indicator	Quarter 4 2013/14 Target	Data for Quarter 4 2013/14	Quarter 1 2014/15 Target	Data for Quarter 1 2014/15	Quarter 2 2014/15 Target	Data for Quarter 2 2014/15	Quarter 3 2014/15 Target	Data for Quarter 3 2014/15	Quarter 4 2014/15 Target	Data for Quarter 4 2014/15
Baby HIV antibody test positive at 18 months rate	0		0	2%	0	1%	0	1%	0	1%

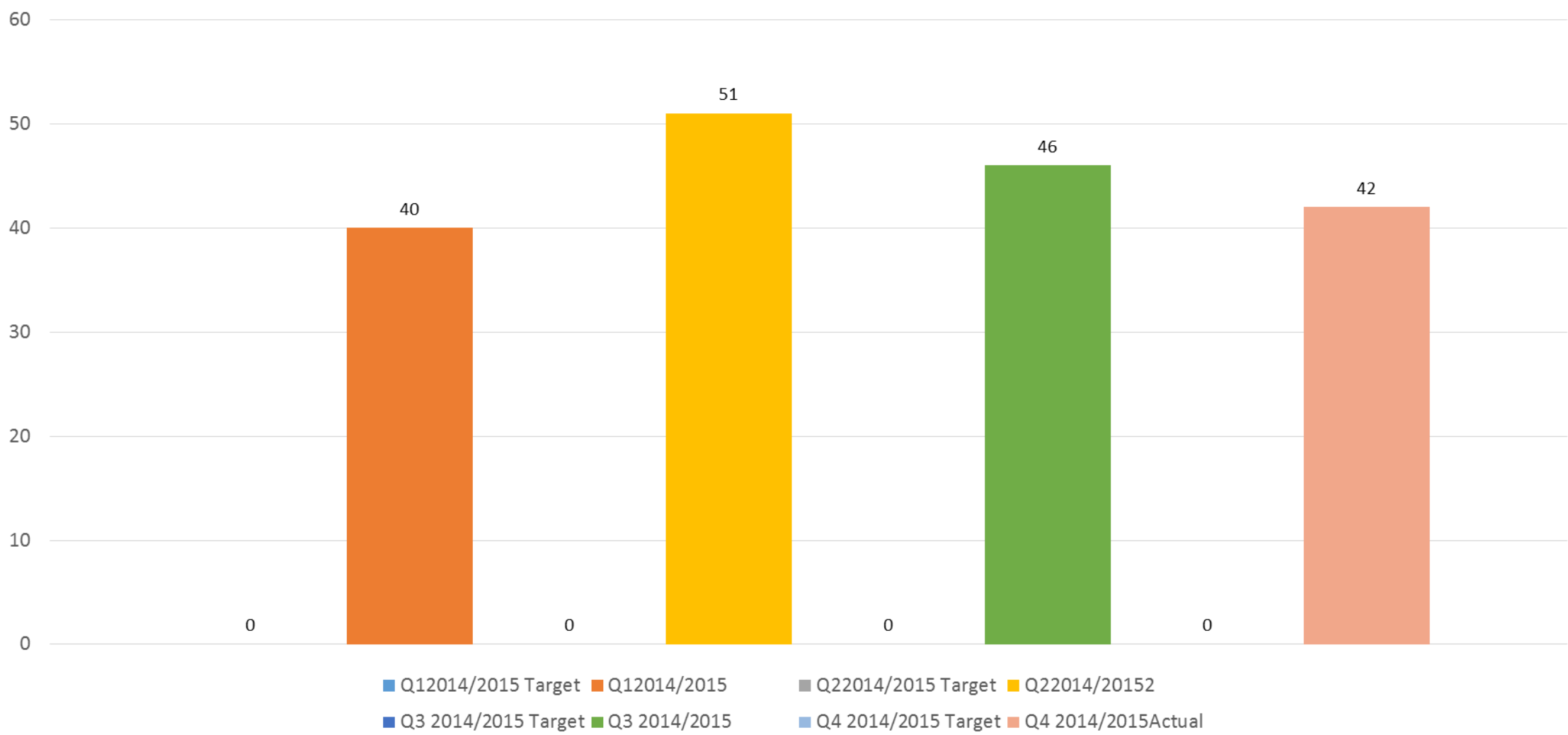
Intervention Area :Baby HIV antibody test positive at 18 months rate



Intervention Area: PMTCT

Indicator	Quarter 4 2013/14 Target	Data for Quarter 4 2013/14	Quarter 1 2014/15 Target	Data for Quarter 1 2014/15	Quarter 2 2014/15 Target	Data for Quarter 2 2014/15	Quarter 3 2014/15 Target	Data for Quarter 3 2014/15	Quarter 4 2014/15 Target	Data for Quarter 4 2014/15
Number of infant deaths in public health facilities	0		0	40	0	51	0	46	0	42

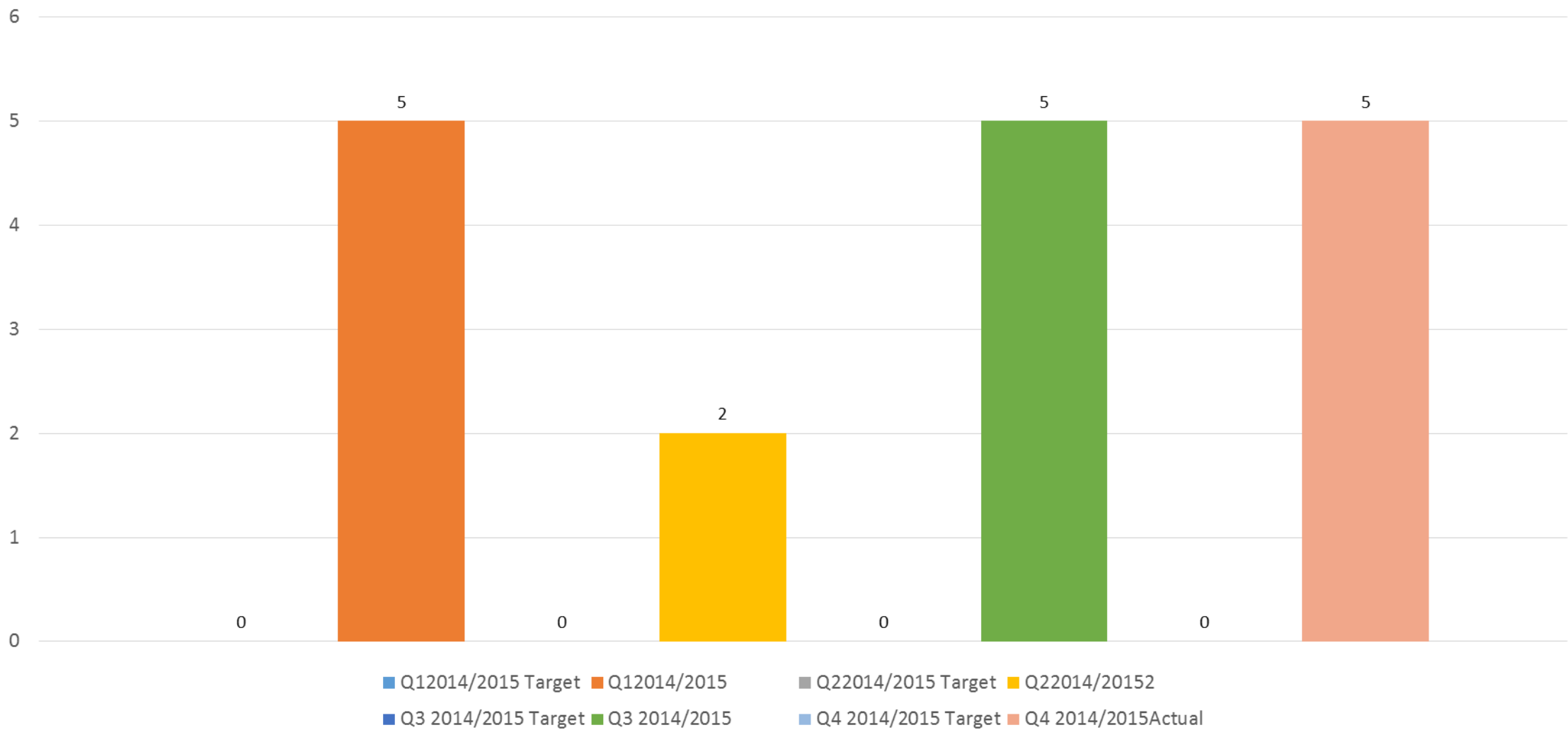
Intervention Area: Number of infant deaths in public health facilities



Intervention Area: PMTCT

Indicator	Quarter 4 2013/14 Target	Data for Quarter 4 2013/14	Quarter 1 2014/15 Target	Data for Quarter 1 2014/15	Quarter 2 2014/15 Target	Data for Quarter 2 2014/15	Quarter 3 2014/15 Target	Data for Quarter 3 2014/15	Quarter 4 2014/15 Target	Data for Quarter 4 2014/15
Number of maternal deaths in public health facilities	0		0	5	0	2	0	5	0	5

Intervention Area: Number of maternal deaths in public health facilities



Achievements / Challenges and Action for Challenges

Achievements

- MTCT has dropped to 1% at 6 weeks as well as at 18 months. This positive achievement is attributed to DUAL Therapy and the Introduction of the new Fixed Dose Combination that commences immediately on testing positive.
- ANC Highly Active Antiretroviral Treatment initiation at 99% thus contributing to low MTCT.

Challenges¹

- In - patient deaths remain high due to HIV, malnutrition, diarrhea, pneumonia and TB.
- TB screening and IPT initiation amongst pregnant women still a challenge
- Maternal deaths are due to other underlying medical conditions e.g. hypertension

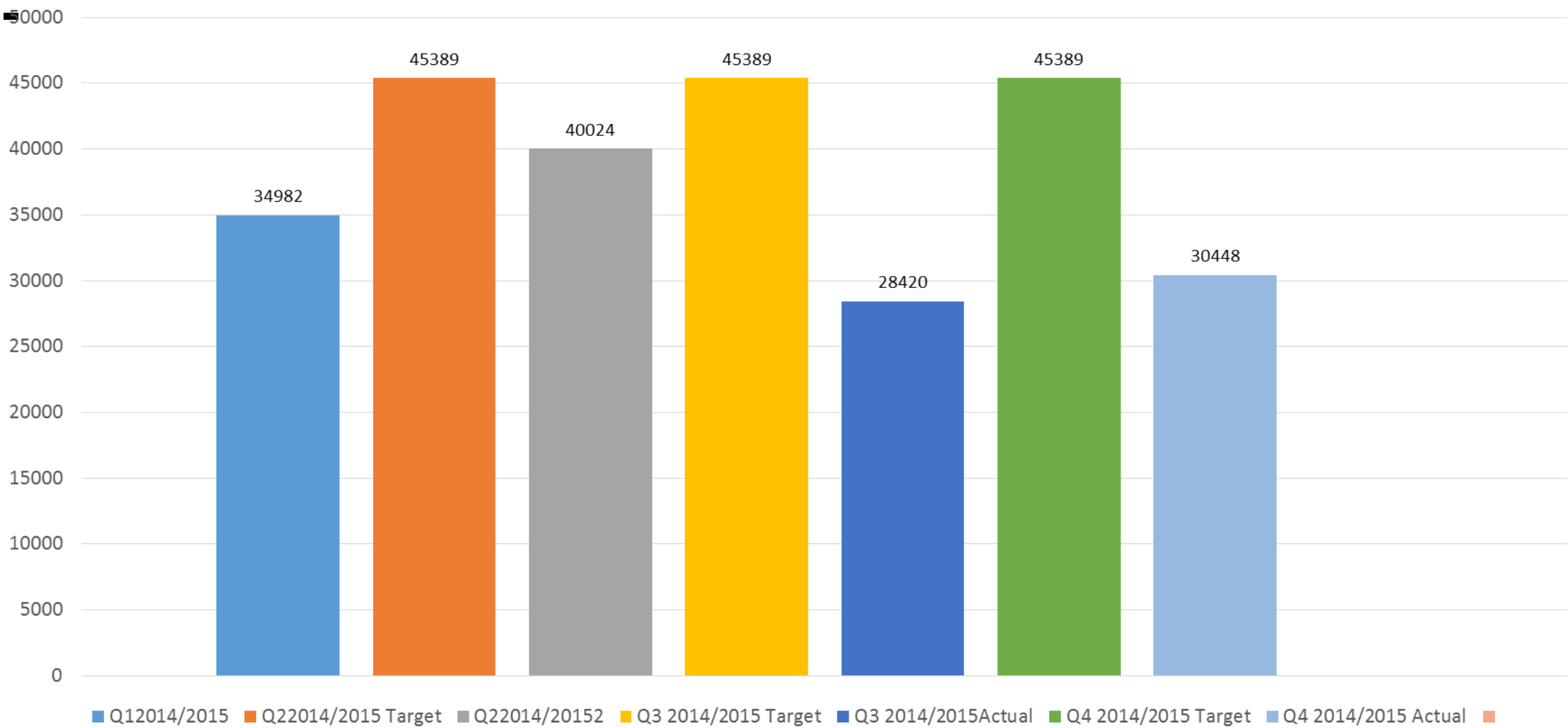
Action Plans

- Run early booking Campaigns.
- Promotion of adherence to set follow up visits dates
- Promotion of MOM - Connect registrations.
- Support of Phila Mntwana sites by Councilors and other departments.
- Ensure that Phila Mntwana Centers are functional though local Councillors buy-in.
- Intensify TB screening in all clients visiting facilities.
- Promote breast feeding as the 1st option.

Intervention Area: HCT & TB screening

Indicator	Quarter 4 2013/14 Target	Data for Quarter 4 2013/14	Quarter 1 2014/15 Target	Data for Quarter 1 2014/15	Quarter 2 2014/15 Target	Data for Quarter 2 2014/15	Quarter 3 2014/15 Target	Data for Quarter 3 2014/15	Quarter 4 2014/15 Target	Data for Quarter 4 2014/15
Number of new HIV tests conducted	181 555	141 009	45 389	34 982	45 389	40 024	45 389	28 420	45 389	30 448

Intervention Area: Number of new HIV tests conducted



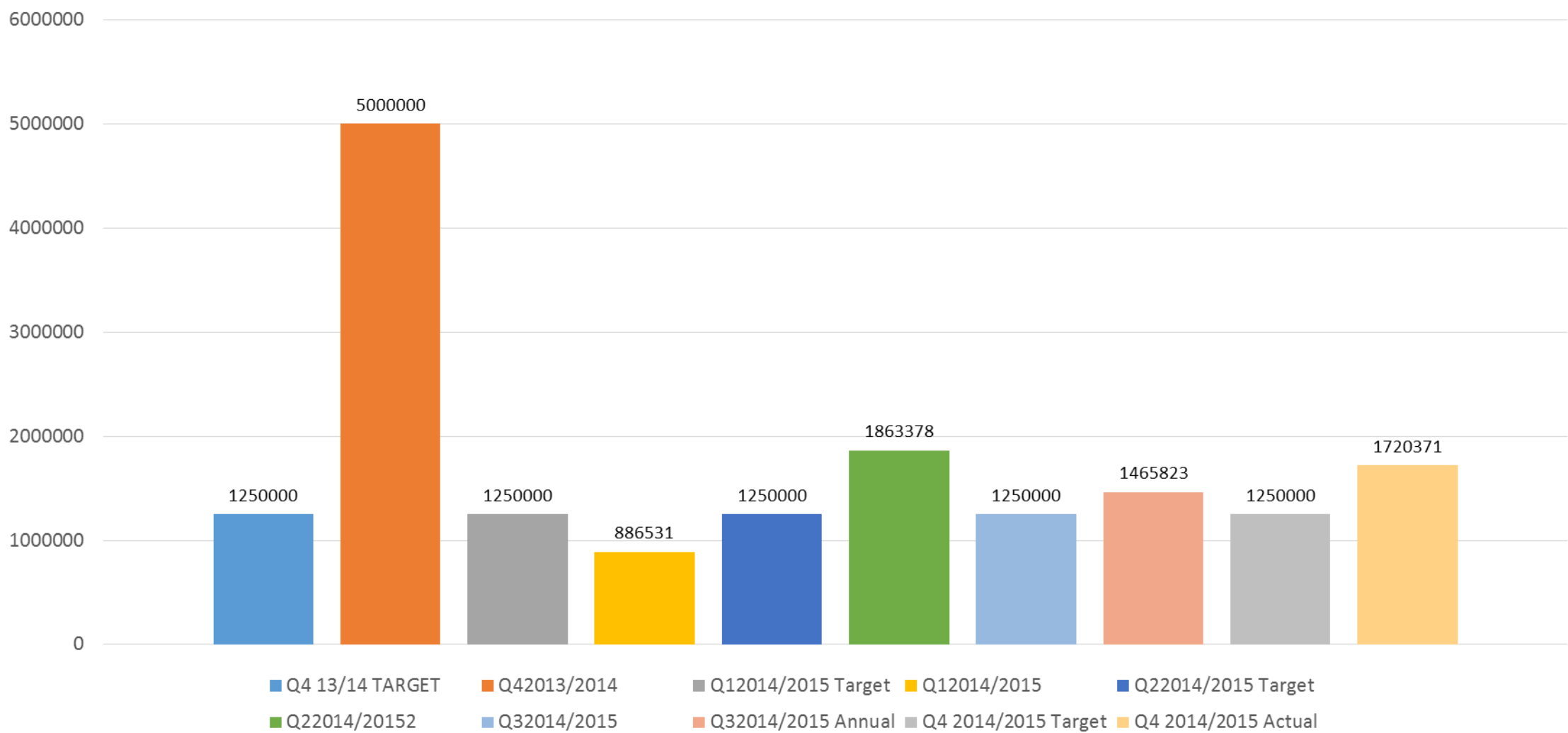
Intervention Area: HCT & TB screening

Indicator	Quarter 4 2013/14 Target	Data for Quarter 4 2013/14	Quarter 1 2014/15 Target	Data for Quarter 1 2014/15	Quarter 2 2014/15 Target	Data for Quarter 2 2014/15	Quarter 3 2014/15 Target	Data for Quarter 3 2014/15	Quarter 4 2014/15 Target	Data for Quarter 4 2014/15
Number of positive cases	16 075	16 740	0	3593	0	5107	0	3894	0	5268

Intervention Area: Condoms distribution

Indicator	Quarter 4 2013/14 Target	Data for Quarter 4 2013/14	Quarter 1 2014/15 Target	Data for Quarter 1 2014/15	Quarter 2 2014/15 Target	Data for Quarter 2 2014/15	Quarter 3 2014/15 Target	Data for Quarter 3 2014/15	Quarter 4 2014/15 Target	Data for Quarter 4 2014/15
Number of male condoms distributed	1,250000	5000000	1,25 000000	886 531	1,25 000000	1 863 378	1,25 000000	146 5823	1,25 000000	172 0371

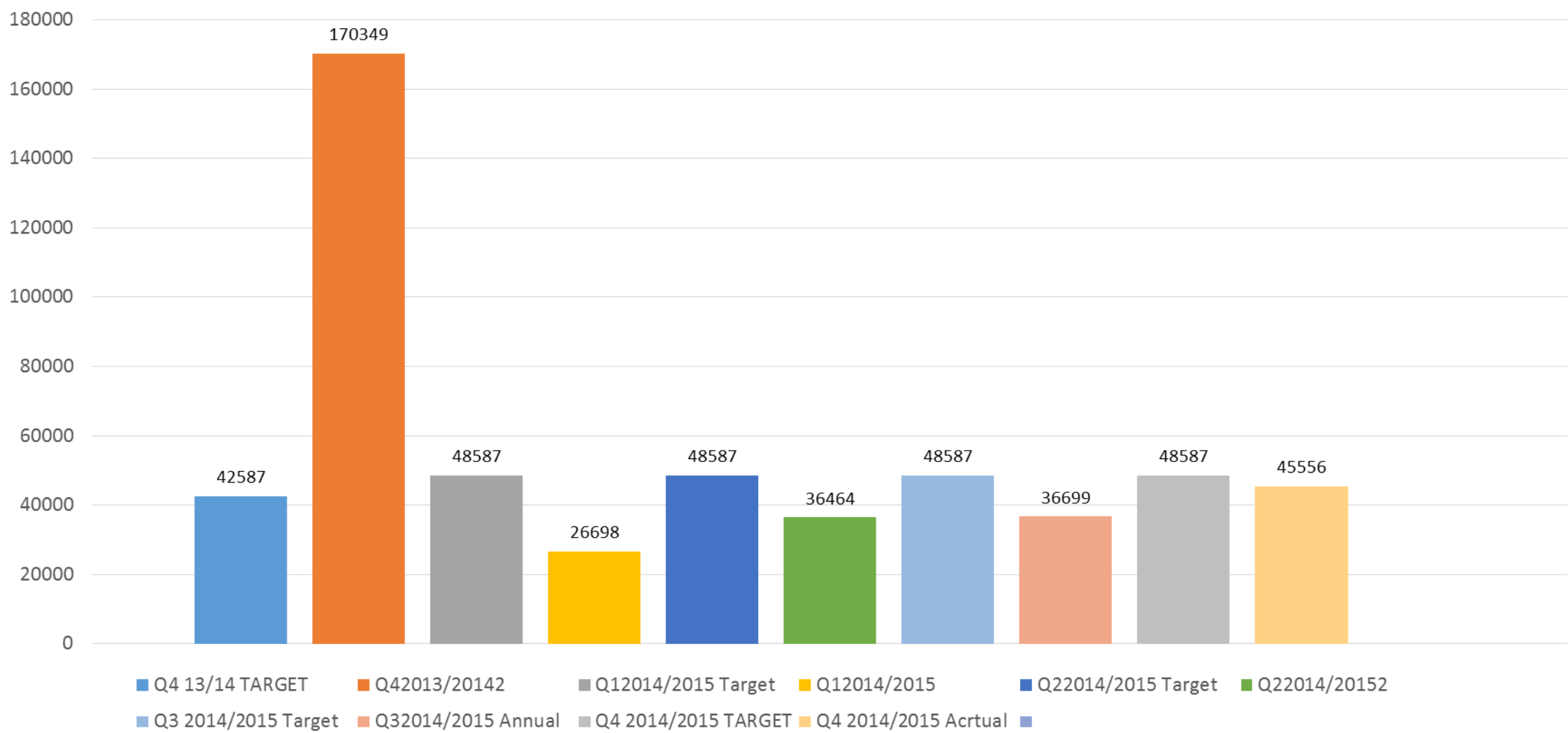
Intervention Area: MALE CONDOMS DISTRIBUTION



Intervention Area: Female Condoms distribution

Indicator	Quarter 4 2013/14 Target	Data for Quarter 4 2013/14	Quarter 1 2014/15 Target	Data for Quarter 1 2014/15	Quarter 2 2014/15 Target	Data for Quarter 2 2014/15	Quarter 3 2014/15 Target	Data for Quarter 3 2014/15	Quarter 4 2014/15 Target	Data for Quarter 4 2014/15
Number of female condoms distributed	42 587	170 349	48 587	26 698	48 587	36 464	48 567	36 699	48 567	45556

Intervention Area: FEMALE CONDOM DISTRIBUTION



Achievements / Challenges and Action for Challenges

Achievements :

- Distribution of Female condoms target is met in this reporting quarter.
- HCT target is met as well.

Action Plan:

- Expand High Transmission Area sites to FET Colleges, Truck Stops and Compounds.
- Provide mobile HTA for easy access to services by key population at flexible times.

CHALLENGES:

- Poor marketing of female condoms in compounds and key population areas

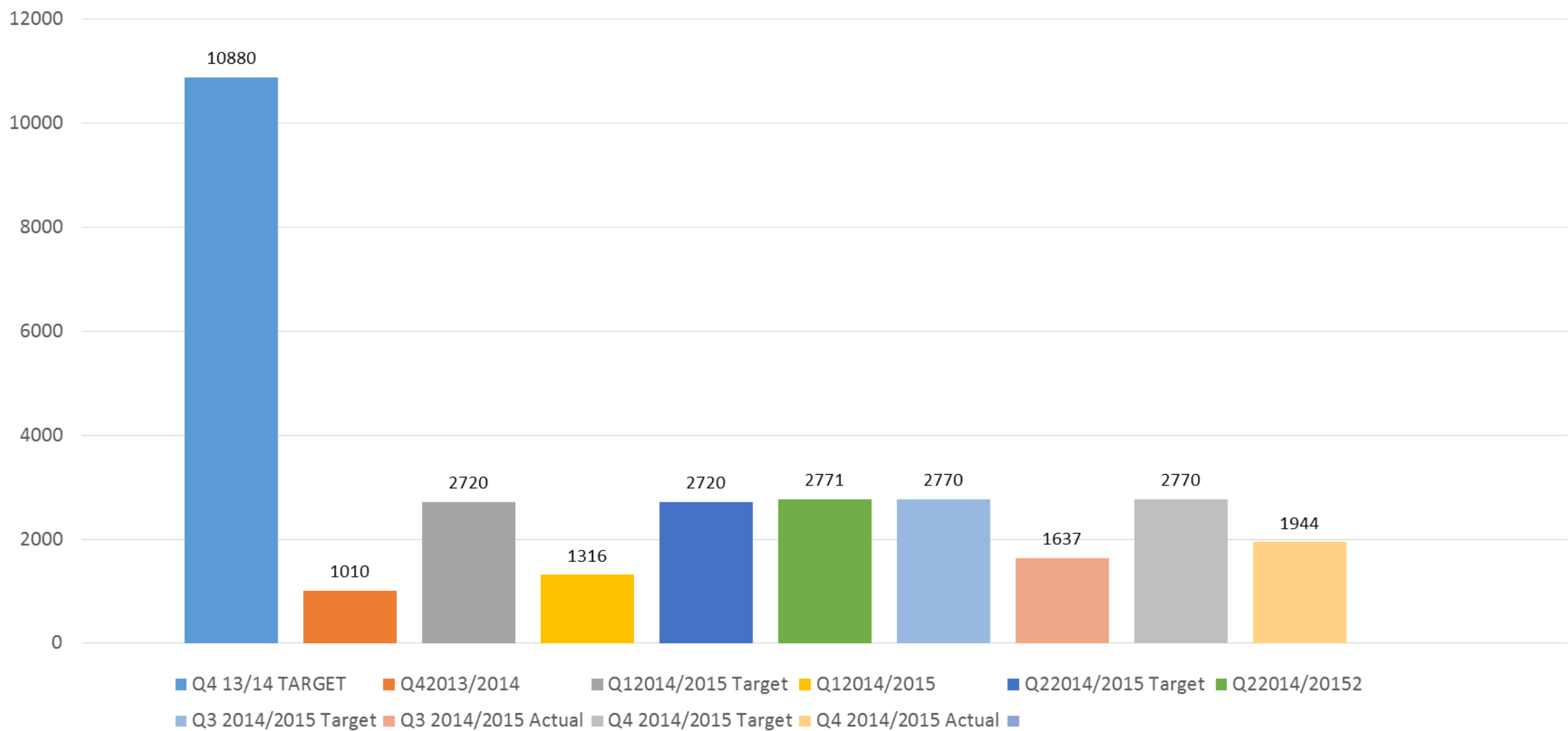
Intervention Area: Condoms distribution

Indicator	Quarter 4 2013/14 Target	Data for Quarter 4 2013/14	Quarter 1 2014/15 Target	Data for Quarter 1 2014/15	Quarter 2 2014/15 Target	Data for Quarter 2 2014/15	Quarter 3 2014/15 Target	Data for Quarter 3 2014/15	Quarter 4 2014/15 Target	Data for Quarter 4 2014/15
Number of secondary distribution sites	223	223	223	223	223	259	223	259	223	259

Intervention Area: Male Medical Circumcision

Indicator	Quarter 4 2013/14 Target	Data for Quarter 4 2013/14	Quarter 1 2014/15 Target	Data for Quarter 1 2014/15	Quarter 2 2014/15 Target	Data for Quarter 2 2014/15	Quarter 3 2014/15 Target	Data for Quarter 3 2014/15	Quarter 4 2014/15 Target	Data for Quarter 4 2014/15
Number of males aged 15 – 49 circumcised	10 880	7 010	2720	1316	2720	2 771	2720	1637	2720	1944

Intervention Area: MALE MEDICAL CIRCUMCISSION



Achievements / Challenges and Action for Challenges

Achievements

- There are 259 secondary condom distribution sites
- SACTWU (NGO) is supporting with MMCs

Challenges

- There is only two service providers for the entire District in terms of condom distribution.
- Ndwedwe sub-district does not have a traditional MMC co- coordinator.
- Lack of buy-in for MMC from community leaders.
- MMC programme is owned by the NGO and not the DOH working with the Community in terms of coordination. .

Action Plans

- Liaise with COGTA for replacement of Ndwedwe sub-district MMC coordinator.
- Motivate (Province) for the appointment of two more service providers so that each sub district may have a dedicated provider.
- Marketing of MMC in all community gatherings.
- Integration of MMC into the service package of all hospitals and CHCs.
- Involvement of DoBE for recruitment of boys.
- Encourage the Traditional Leaders to mainstream issues of MMC in all their engagements and activities.

Intervention Area: Prevention of Exposure to transmission from occupational exposure, sexual violence

Indicator	Quarter 4 2013/14 Target	Data for Quarter 4 2013/14	Quarter 1 2014/15 Target	Data for Quarter 1 2014/15	Quarter 2 2014/15 Target	Data for Quarter 2 2014/15	Quarter 3 2014/15 Target	Data for Quarter 3 2014/15	Quarter 4 2014/15 Target	Data for Quarter 4 2014/15
Number of new sexual assault cases	0	639	0	152	0	268	0	163	0	139

Intervention Area: Prevention of Exposure to transmission from occupational exposure, sexual violence

Indicator	Quarter 4 2013/14 Target	Data for Quarter 4 2013/14	Quarter 1 2014/15 Target	Data for Quarter 1 2014/15	Quarter 2 2014/15 Target	Data for Quarter 2 2014/15	Quarter 3 2014/15 Target	Data for Quarter 3 2014/15	Quarter 4 2014/15 Target	Data for Quarter 4 2014/15
Children under 12 years sexually assaulted rate	0	46%	0	43%	0	40%	0	33%	0	35%

Achievements / Challenges and Action for Challenges

Achievement

- Number of sexual assault cases has decreased.

Challenges

- More than 30% of sexual assault cases are children under the age of 12 years.

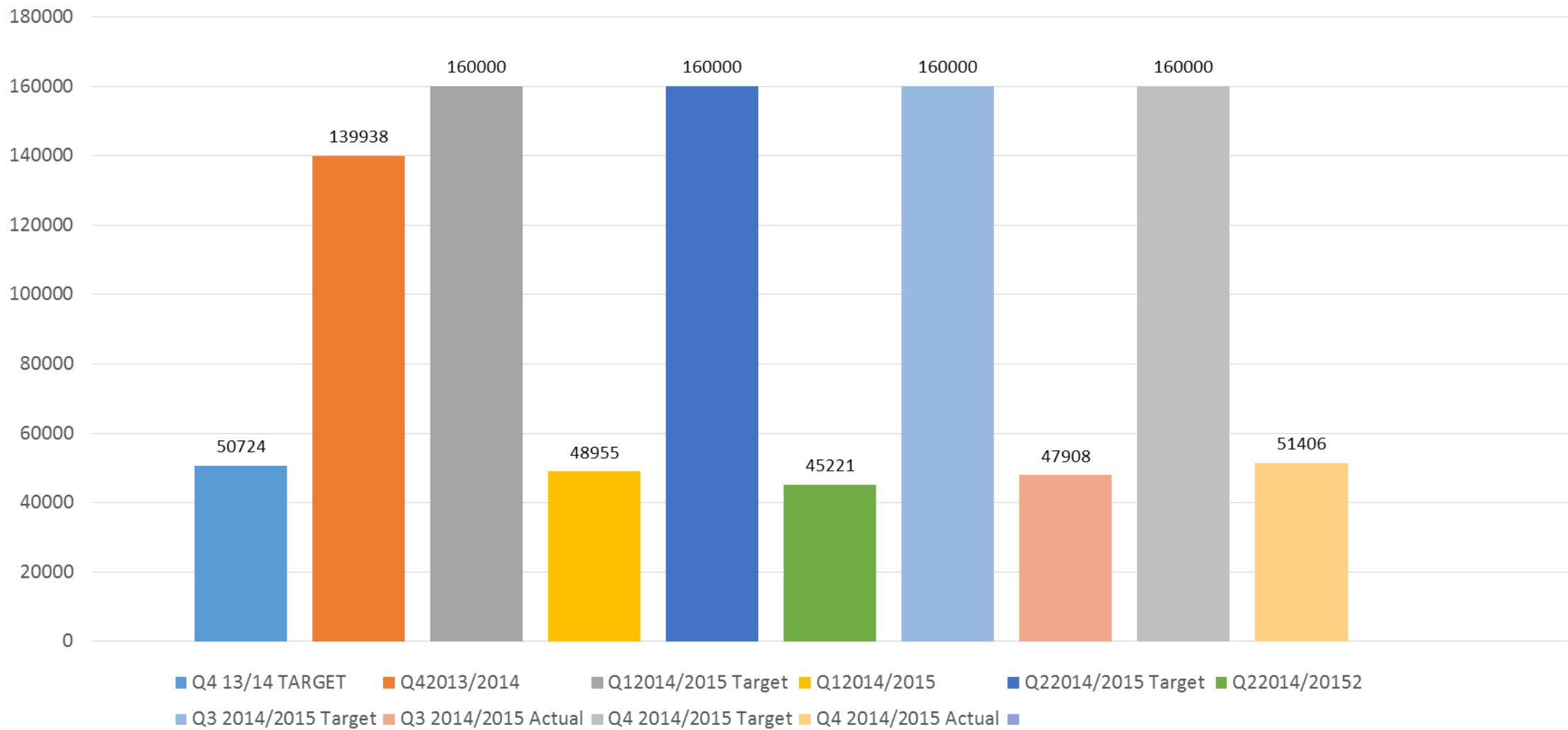
Action Plans

- Intensify awareness campaigns (Anti – Sugar Daddy, ZAZI , First Things First)
- Involvement of males through community dialogues and izimbizo.
- Intersectoral collaboration
- Health education at household level and schools by school health teams and ward based outreach teams.

Intervention Area: Comprehensive ART services

Indicator	Quarter 4 2013/14 Target	Data for Quarter 4 2013/14	Quarter 1 2014/15 Target	Data for Quarter 1 2014/15	Quarter 2 2014/15 Target	Data for Quarter 2 2014/15	Quarter3 2014/15 Target	Data for Quarter 3 2014/15	Quarter4 2014/15 Target	Data for Quarter 4 2014/15
Total number of patients on ART	50 724	39 938	52936	48 955	55982	45 221	59082	47908	62074	51 406

Intervention Area: COMPREHENSIVE ART SERVICES



Intervention Area: Comprehensive ART services

Indicator	Quarter 4 2013/14 Target	Data for Quarter 4 2013/14	Quarter 1 2014/15 Target	Data for Quarter 1 2014/15	Quarter 2 2014/15 Target	Data for Quarter 2 2014/15	Quarter 3 2014/15 Target	Data for Quarter 3 2014/15	Quarter 4 2014/15 Target	Data for Quarter 4 2014/15
Number of ART clients de-registered due to loss to follow up	0	3 851	0	1 627	0	1 432	0	1127	0	767

Intervention Area: Comprehensive ART services

Indicator	Quarter 4 2013/14 Target	Data for Quarter 4 2013/14	Quarter 1 2014/15 Target	Data for Quarter 1 2014/15	Quarter 2 2014/15 Target	Data for Quarter 2 2014/15	Quarter 3 2014/15 Target	Data for Quarter 3 2014/15	Quarter 4 2014/15 Target	Data for Quarter 4 2014/15
Number of ART patients deregistered due to death	0	473	0	100	0	104	0	79	0	102

Achievements / Challenges and Action for Challenges

Achievements

- Number of ART clients de-registered due to loss to follow up decrease by 47% from Quarter 1 2014/15 till this reporting quarter
- 83% of set target was achieved for the clients remaining on ART.

Challenge

- Clients on treatment still dying due to high defaulter rate.

Action Plans

- Strengthen health education regarding side effects.
- Improve working relationships between CCGs, PAs and Clinics.
- Ongoing adherence counseling
- Run weekly reports using the TIER. NET to identify early missed appointments.

Intervention Area: Coordination, Monitoring & Evaluation

Indicator	Quarter 4 2013/14 Target	Data for Quarter 4 2013/14	Quarter 1 2014/15 Target	Data for Quarter 1 2014/15	Quarter 2 2014/15 Target	Data for Quarter 2 2014/15	Quarter 3 2014/15 Target	Data for Quarter 3 2014/15	Quarter 4 2014/15 Target	Data for Quarter 4 2014/15
Number of LACs submitting reports to DAC	4	3	4	3	4	3	4	2	4	3

Intervention Area: Coordination, Monitoring & Evaluation

Indicator	Quarter 4 2013/14 Target	Data for Quarter 4 2013/14	Quarter 1 2014/15 Target	Data for Quarter 1 2014/15	Quarter 2 2014/15 Target	Data for Quarter 2 2014/15	Quarter 3 2014/15 Target	Data for Quarter 3 2014/15
Number of WACs submitting reports to LAC	74	0	74	0	74	0	74	0

Achievements / Challenges and Action for Challenges

Achievements

Ward AIDS COMMITTEE REVIVAL

Mandeni Local Municipality

- Mandeni Ward 1 and WARD 8 were resuscitated on the 24th of February 2015
- Mandeni Ward 2 And Ward 9 resuscitated on the 4th March 2015 At Macambini At The Multi-purpose Centre, 9 pair of Shoes and underwears were issued to the learners that are in need.
- Mandeni ward 3 and ward 4 was also resuscitated at Tugela Hall
- Mandeni ward 5;10 AND 12 done on the 12th of March 2015 at iKHAYALETHU (Dendethu area)
- Mandeni ward 7;13;14 and 15 done on the 19th of March 2015 at iSibusisiwe Hall
- Mandeni ward 6; 16 and 17 -24 March 2015 at Siyakwamukela Home Base Care
- The number of cases were reported during the resuscitation of Mandeni WAC`s and were attended to.
- Mandeni Ward AIDS Committee members will be provided with half-jackets by the end of may 2015, which will have their respective names printed on them including the municipal logo to assist them when visiting house holds (for identification purposes)

Continuation of the achievements

- The Ndwedwe Local Municipality and Department of Health led the Double Dual protection campaign at Johnny Makhathini , on the 6th of March 2015.
- The targeted audience was ELangeni FET college students and local schools and the community, LTT members and Chairperson of LAC attended the campaign. Condoms were distributed and HIV/ AIDS testing were done on site.

Challenges

- The reporting format is still a challenge from WAC`s
- Stipend of WAC`s is still an issue
- Still struggling to get reports from some sector departments; only department of health and agriculture are consistent in the submission of reports
- The Ndwedwe Municipality has a challenge of not having a dedicated municipal official (HIV Coordinator)
- Department of Health from Ndwedwe has withdrawn the CCGs from the war rooms, this is the serious challenge for reporting the cases, but invite has been resend requesting their attendance in war rooms, and to play part in WACs.

Planned activities

- HIV/AIDS awareness campaigns
- Ward AIDS Committee trainings and workshops
- Capacity building workshop for the LAC members

THANK YOU